

Multi-Clean Dilution Control Systems

Rapid Station Model 421050

■ OPERATION ■ SERVICE ■ PARTS ■ CARE



Revised 6/09

Multi-Clean®
Your Guide To Clean

INSTALLATION INSTRUCTIONS

Please use this equipment carefully and observe all warnings and cautions.

*****NOTE*****

WEAR protective clothing and eyewear when dispensing chemicals or other materials.

ALWAYS observe safety and handling instructions.

ALWAYS direct discharge away from you or other persons or into approved containers.

ALWAYS dispense cleaners and chemicals in accordance with instructions.

Exercise **CAUTION** when maintaining your equipment.

KEEP equipment clean to maintain proper operation.

WEAR protective clothing and eyewear when working in the vicinity of all chemicals, filling or emptying equipment or changing metering tips.

ALWAYS re-assemble equipment according to instruction procedures. Be sure all components are firmly screwed or latched into position.

ATTACH only to tap water outlets (85 PSI maximum). Adhere to all applicable plumbing codes.

REQUIREMENT: The incoming water supply must have a minimum 3/4 inch diameter line to produce 10 gallons per minute. The incoming water source must be a single source (cold water) line. This unit is designed to be hard plumbed and is equipped with a 3/4 NPSF for ease of installation. The installation location should be at least 12 inches above location of chemical concentrates used.

Installation:

1. Select tip from chart below and screw into hose barb.
2. Attach product hose (1/4") to hose barb.
3. Hold assembly to wall and mark mounting holes.
4. Drill pilot holes for screws.
5. Mount unit to wall using screws and anchors supplied.
6. Attach discharge hose to product outlet using hose clamp supplied.
7. Attach water supply hose to water inlet.

Operation:

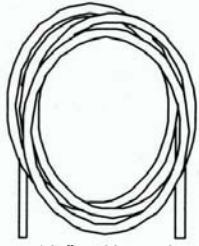
1. Turn on water source to unit.
2. Dispensing Product:
 - a. Direct discharge tube into scrubber tank, extractor, etc.
 - b. Begin dispensing chemical by turning the valve lever all the way to the right.
CAUTION: Lever must be all the way turned on to dispense concentrates in correct proportions. Unit will draw chemical concentrate once water in discharge hose backs up to inductor.
 - c. Turn off lever when tank is filled.

Recommended Tips

Product	Heavy Cleaning Dilution	Tip Color	Normal Cleaning Dilution	Tip Color
Formula 305	1:16	blue	1:64	pink
Formula 340	1:32	black	1:128	yellow
Citrus Assault	1:8	orange	1:64	pink
Blue Blazes	1:32	black	1:128	yellow
Tough Green	1:32	gray	1:128	purple
Century Maintenance	1:32	black	1:128	yellow

* NR = Not Recommended

Rapid Station 421050 Contents



1/4" x 8' product supply hose



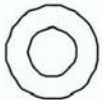
Weight



Check valve



Hose clamp



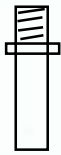
Washer



Hose clamp

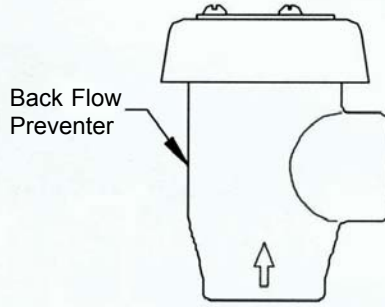
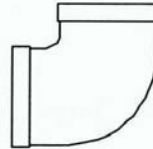
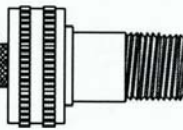


Bung cap



Strain relief

Water Supply Inlet

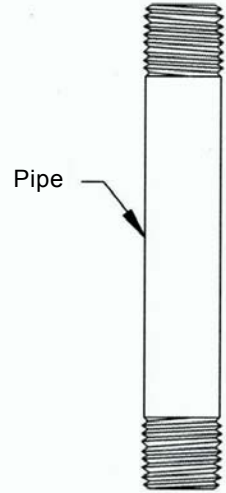
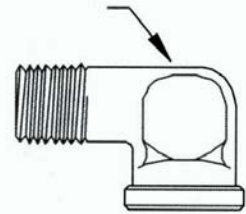


Back Flow Preventer

Adapter

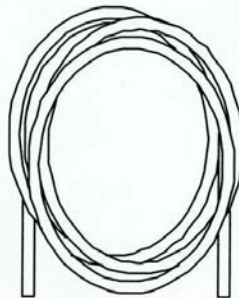


Shut-off Valve



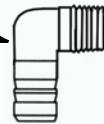
Pipe

Adapter



Discharge hose 1" x 12'

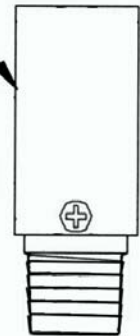
Elbow



Tip



Inductor



Discharge hose barb

LIMITED WARRANTY

Multi-Clean Division warrants to the original purchaser/user that this product is free from defects in workmanship and materials under normal use and service for a period of 90 days from date of purchase. In addition, Multi-Clean Division will, at its option, honor labor warranty claims for the first 90 days from date of sale, provided such claims are submitted through and approved by factory authorized repair stations. Multi-Clean Division will, at its option, repair or replace without charge, except for transportation costs, parts that fail under normal use and service when operated and maintained in accordance with the applicable operation and instruction manuals.

This warranty does not apply to normal wear, or to items whose life is dependent on their use and care, such as belts, cords, switches, hoses, rubber parts, electrical motor components or adjustments. Parts not manufactured by Multi-Clean Division such as engines, batteries, battery chargers, hydraulic pumps, and tires are covered by and subject to the warranties and/or guarantees of their manufacturers. Please contact Multi-Clean Division for procedures in warranty claims against these manufacturers.

Special warning to purchaser — A potential health hazard exists without exact original equipment replacement.

All warranted items become the sole property of Multi-Clean Division or its original manufacturer, whichever the case may be.

Multi-Clean Division disclaims any implied warranty, including the warranty of merchantability and the warranty of fitness for a particular purpose. Multi-Clean Division assumes no responsibility for any special, incidental or consequential damages.

This limited warranty is applicable only in the U.S.A. and Canada, and is extended only to the original user/purchaser of this product. Customers outside the U.S.A. and Canada should contact their local distributor for export warranty policies. Multi-Clean Division is not responsible for costs or repairs performed by persons other than those specifically authorized by Multi-Clean Division. This warranty does not apply to damage from transportation, alterations by unauthorized persons, misuse or abuse of the equipment, use of non-compatible chemicals, or damage to property, or loss of income due to malfunctions of the product.

If a difficulty develops with this machine, you should contact the dealer from whom it was purchased.

This warranty gives you specific legal rights, and you may have other rights which vary from state to state. Some states do not allow the exclusion or limitation of special, incidental or consequential damages, or limitations on how long an implied warranty lasts, so the above exclusions and limitations may not apply to you.



600 Cardigan Road
Shoreview, Minnesota 55126
Phone 651-481-1900
Fax 651-481-9987

988356
Printed in U.S.A.