



Grouted Tile Maintenance Method Bulletin 1408



Maintenance systems and chemicals for cleaning, restoring and maintaining grouted tile.

**Ultra Stripper
Double O Seven
Super Clean Shine
Crete-Guard
Millennium Q
Tri-Fecta**



STOP - READ BEFORE PROCEEDING

This methods bulletin is to be used **only** by appropriately trained persons in conjunction with such training. **IMPROPER USE OR OPERATION OF THE MULTI-CLEAN (CHEMICALS OR EQUIPMENT) POSES RISK OF PHYSICAL INJURY OR PROPERTY DAMAGE.** Specific risks include, but are not limited to, burns, and improper application of chemical products (e.g. wrong product, wrong product combinations, improper applicator use, and improper curing.) Because successful and safe application is the responsibility and obligation of the trained applier, the manufacturer disclaims any and all warranties, express or implied, including warranties of **MERCHANTABILITY** or **FITNESS OF PURPOSE.** The manufacturer shall have no obligation except to replace repair, or pay for, in its sole discretetion, any chemical product or equipment shown to be defective.

No person has authority to waive these disclaimers or make any representations or warranties on behalf of the manufacturer, except in writing signed by the manufacturer.

If you have not had training with the particular product or equipment you intend to use, please call: **Multi-Clean at (651) 481-1900** to arrange training.

DO NOT USE THIS MULT-CLEAN SYSTEM OR ITS COMPONENT PRODUCTS WITHOUT APPROPRIATE TRAINING.

Contents

Seal and protecting.....	1
Maintaining	2
Restoring	3
Products	4

Sealing & Protecting Grout

Grout is a porous surface-binder often found in restrooms, kitchens, and similar areas. Due to its porosity, grout is easily penetrated by stains and odor-causing bacteria. This is why sealing grout and protecting it against these contaminants is of utmost importance.

Crete-Guard is a penetrating sealer & protectant for polished concrete and grout. When applied, Crete-Guard creates a non-film-forming seal that repels water and oils on the surface of the grout. This prevents soils and bacteria from entering the grout, and, in turn, prevents staining and odors in the grout.

Follow the procedure below to seal and protect the grout in grouted tile.

NOTE: Before beginning, it is important to determine if a coating or seal already exists on the grout. If the grout is brand new or you are certain that there is no seal on the grout, follow the application instructions. If there is a coating or seal on the grout, for best results follow the preparation instructions before moving on to Crete-Guard application.

Part I. Preparation

1. If the grout is brand new, preparation is not necessary. Skip to application instructions.
2. If there is a seal on the grout or if the grout is dirty or stained, follow the restoration procedure on page 3. This will provide a clean and bare grout surface for sealer application.

Part II. Crete-Guard Application


1. Use Crete-Guard straight; no dilution is necessary.
2. Apply Crete-Guard by pump-up sprayer or pour down. Use a squeegee to spread the product over all of the grout. Normal coverage is 1250 sq. ft./gal.

CAUTION: Floor may be slippery after application of Crete-Guard until it has been rinsed.

3. Let the solution dwell for 20-30 minutes to effectively penetrate the grout.
4. Rinse the floor thoroughly with clean water and allow to air dry.
5. For standard protection, apply one coat of Crete-Guard. For heavy traffic areas or areas exposed to heavy soiling, apply two coats.

Part III. Re-Application

1. Crete-Guard should be re-applied every 6 months to 1 year, depending on traffic and soil conditions. If the grout begins to become stained, Crete-Guard should be re-applied.
2. Deep clean with Double-O-Seven, following Part II of the restoration process on p. 3, to provide a clean and bare surface for sealer application.
3. Follow the instructions in Part II to re-apply Crete-Guard and re-establish protection.



Crete-Guard is a water and oil repellent stain protectant for polished concrete and grout. Crete-Guard prevents soils and bacteria from penetrating into porous flooring surfaces, prevents stains and odors, and helps keep grout looking great and makes it easier to maintain.

Maintaining Grout

Multi-Clean offers a line of quality products to help maintain grouted tile floors. Several products are available for different situations.



Daily general purpose cleaning: use Double-O-Seven which is an environmentally friendly cleaner that combines hydrogen peroxide with biodegradable surfactants.

- Dilute Double-O-Seven (Gallon) at 6 oz/gallon (47mL/L) or use 007DC Double-O-Seven at 1 oz/gallon (8mL/L) for daily mopping of grouted tile floors.



Registered



Cleaning & disinfecting: use Millennium Q, a hospital-grade non-acid disinfectant for use in restrooms, schools, hospitals, and many other facilities.

- Dilute 64 Millennium Q at 2 oz/gallon (16mL/L) for daily cleaning & disinfecting of grouted tile floors.



Cleaning & deodorizing: use Tri-Fecta, a bio-enzymatic cleaner that cleans, deodorizes, and consumes. Tri-Fecta consumes odor-causing bacteria and leaves a long-lasting fresh scent after cleaning.

- Use 18 Tri-Fecta at 2 oz/gallon (16mL/L) for daily cleaning & deodorizing of grouted tile floors.



Quarry tile floors: use Super Clean Shine, a natural soap based cleaner that repels dirt and oils on quarry tile floors.

- Initially, use Super Clean Shine at 8 oz/gallon (62mL/L) to establish protection. Simply damp mop floor. Do not use automatic scrubber equipment.
- Routine cleaning, damp mop with Super Clean Shine at 4 oz/gallon to maintain protection. No other cleaners are needed or recommended for use with Super Clean Shine.

Restoring Grouted Tile

The restoration procedure below will guide you in cleaning and restoring tile and grout back to its original appearance.

Step I Deep Clean/Strip

This process removes deeply embedded soils and any sealers that may have been applied.

1. Dilute Ultra Stripper 1:8 (16 oz/gal, 125mL/L). Apply with a clean mop.
2. Let the solution dwell for 5-10 minutes.
3. Scrub using a stiff brush, floor machine, autoscrubber, or Minuteman Port-A-Scrub.
4. Vacuum spent solution.



Step II Brighten Grout

This process removes embedded stains and restores original grout color.

1. Dilute Double-O-Seven (Gallon) at 10-16 oz/gal (78-125 mL/L) or use 007 HD Double-O-Seven at 6 oz/gal (47mL/L). Apply with a clean mop.
2. Let solution dwell for 5-10 minutes.
3. Scrub with a stiff brush, floor machine, or autoscrubber.
4. Pick up spent solution.
5. Rinse floor thoroughly with clean water and let dry.




Equipment Tip: Scrubbing machines equipped with cylindrical brushes are ideal for restoration and daily cleaning of grouted tile floors. The Minuteman P12 and P14 Port A Scrub machines are ideal for grout cleaning.

NOTE: Do not use this system on marble, granite, or slate.



Ultra Stripper is a high performance, non-corrosive and low odor stripper. It has proven itself very effective at deep cleaning dirt, grease, and any residual floor finish or sealers on ceramic tile and grout commonly found in restrooms.



Double-O-Seven contains hydrogen peroxide, which provides color-safe bleaching and deodorizing, and combines with biodegradable surfactant to provide superior cleaning. Double-O-Seven helps bring grout back to its original appearance by removing embedded stains and brightening the grout.



Products



Crete-Guard is a water and oil repellent stain protectant for polished concrete and grout. Crete-Guard prevents soils and bacteria from penetrating into porous flooring surfaces, prevents stains and odors, and helps keep grout looking great and makes it easier to maintain.



Double-O-Seven contains hydrogen peroxide, which provides color-safe bleaching and deodorizing, and combines with biodegradable surfactant to provide superior cleaning. Double-O-Seven helps bring grout back to its original appearance by removing embedded stains and brightening the grout.

Double-O-Seven meets EPA's Safer Choice standard.



Millennium Q is a hospital grade concentrated disinfectant for use in restrooms, health care facilities, schools, and many other facilities. Includes kill claims against hard-to-eliminate pathogens such as Norovirus, MRSA, and Hepatitis B & C.



Tri-Fecta is a bio-enzymatic product that effectively cleans, deodorizes, and consumes waste using natural microbes. Billions of beneficial microbes continue working after the cleaning is done to consume waste and foul odors. The long-lasting fresh fragrance leaves everything smelling fresh and clean.

Tri-Fecta meets Green Seal's environmental standard for industrial and institutional floor-care products based on its reduced human and aquatic toxicity and reduced smog production potential.



Ultra Stripper is a high performance, non-corrosive and low odor stripper. It has proven itself very effective at deep cleaning dirt, grease, and any residual floor finish or sealers on ceramic tile and grout.

Ultra Stripper meets Green Seal's environmental standard for industrial and institutional floor-care products based on its reduced human and aquatic toxicity and reduced smog production potential.



Super Clean Shine is a natural soap based cleaner designed for daily cleaning and conditioning of quarry tile floors. Using Super Clean Shine on quarry tile floors helps retain their natural color and appearance. Use with a regular mop and bucket or microfiber cleaning systems. Regular damp mopping with Super Clean Shine on quarry tile leaves an invisible protection that helps repel dirt and oily soils. No rinsing is required.



600 Cardigan Road,
Shoreview, MN 55126
PH: 651-481-1900
Fax: 651-481-9987
www.multi-clean.com

Form 1408
22042015